3/2-way valve

pneumatic - »3A« series

EASY

Art. No. **116047**

Type No. **516.3001**



Exemplary illustration

3/2-way pilot valves

- Pneumatic -

Technical data

Operation	pneumatic
Function	3/2 bistable
Connection	G 1/8 IT
Exhaust connection	G 1/8 IT
Control air port	G 1/8 IT
Flow cross-section	12.0 mm²
Flow rate measurement	at P_1 = 8 bar, P_2 = 6 bar and pressure drop Δ_p = 1 bar
Flow rate	500 l/min
Medium	filtered compressed air (min. ≤ 40 µm) with or without lubrication. If lubricated, then continuous.
Operating pressure	1.5 - 8 bar
Test pressure	15 bar
Temperature range	-20 to 70 °C
Valve body	aluminium alloy
Size	100
Maximum switching frequency	5 switching cycles
Series	3A

RIEGLER & Co. KG
Schützenstraße 27
72574 Bad Urach
Tel. +49 7125 9497-642
technik@riegler.de

Subject to technical changes and errors reserved.
The proficiency testing is the responsibility of the user.
09.11.2026 The specified data do not represent legally guaranteed properties.

Commercial data

Customs tariff number	84818079
Country of origin	CN
eCl@ss 5.1.4	27291501
eCl@ss 9.0	27291390
UNSPSC_Code_v190501	40141603
UNSPSC_CodeDesc_v190501	Pneumatic valves

Material informations

RoHS materials notice	RoHS compliant
REACH Info	no SVHC substance included

Components and material

3/2-Wegeventil, monostabil

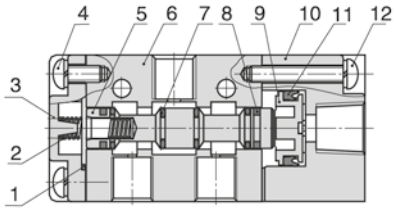

3/2-Wegeventil, bistabil

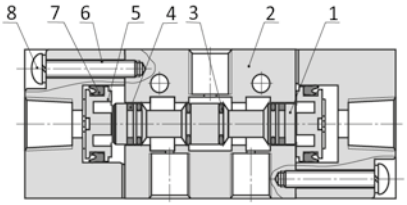

No.	Item	Material
1	Spool	Aluminium alloy
2	Body	Aluminium alloy
3	O-ring	HNBR
4	Wear ring	PA66
5	Piston	POM
6	Pilot body	Aluminium alloy
7	O-ring	NBR
8	Screw	Steel

Port identification pneumatic valves

RIEGLER & Co. KG
Schützenstraße 27
72574 Bad Urach
Tel. +49 7125 9497-642
technik@riegler.de

Subject to technical changes and errors reserved.
The proficiency testing is the responsibility of the user.
09.11.2026 The specified data do not represent legally guaranteed properties.

	Designation at the valve	Corresponds to ISO 1219-1
Input port	P	1
Output port	A	2
Output port	B	4
Exhaust port	R	3
Exhaust port	S	5
Control port	Y	12
Control port	Z	14

Dimensions [mm]

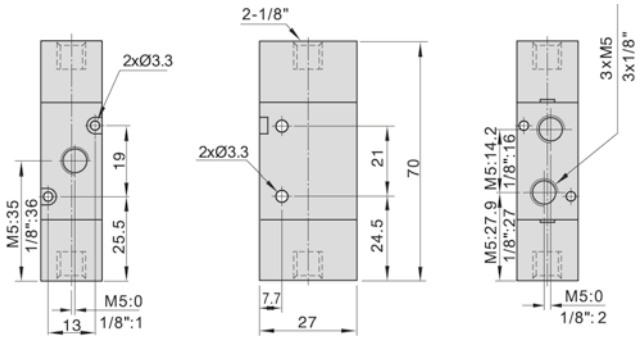

Connection	Exhaust connection	Control air port
G 1/8 IT	G 1/8 IT	G 1/8 IT

Accessories

	Art. No.	Type No.
Multi-base plate for 3/2-way valve pneumatic / electropneumatic, 2 valve positions, for valves connection M5, G 1/8	116220	5510.02-18
Multi-base plate for 3/2-way valve pneumatic / electropneumatic, 3 valve positions, for valves connection M5, G 1/8	116223	5510.03-18
Multi-base plate for 3/2-way valve pneumatic / electropneumatic, 4 valve positions, for valves connection M5, G 1/8	116226	5510.04-18
Multi-base plate for 3/2-way valve pneumatic / electropneumatic, 5 valve positions, for valves connection M5, G 1/8	116229	5510.05-18
Multi-base plate for 3/2-way valve pneumatic / electropneumatic, 6 valve positions, for valves connection M5, G 1/8	116232	5510.06-18
Multi-base plate for 3/2-way valve pneumatic / electropneumatic, 7 valve positions, for valves connection M5, G 1/8	116235	5510.07-18
Multi-base plate for 3/2-way valve pneumatic / electropneumatic, 8 valve positions, for valves connection M5, G 1/8	116238	5510.08-18

RIEGLER & Co. KG
Schützenstraße 27
72574 Bad Urach
Tel. +49 7125 9497-642
technik@riegler.de

Subject to technical changes and errors reserved.
The proficiency testing is the responsibility of the user.
09.11.2026 The specified data do not represent legally guaranteed properties.