3/2-way miniature valve

manually operated, for panel mounting, series VME

PLUS

Art. No. 106402

Type No. 512.204

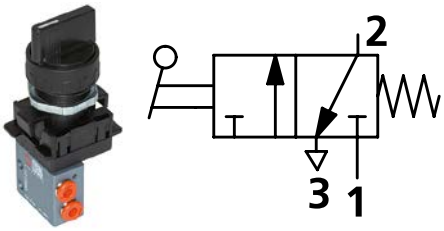

Exemplary illustration

Monostable (non-latching) and bistable (latching) versions available.

Discontinued product. No longer available. New product 154126 (512.204-1)

Technical data

Operation	manually
Function	3/2 NC
Version	short wing lever, 2 valve positions
Connection	M5 IT on side
Nominal Ø	2.5 mm
Flow rate measurement 1	flow rate at 6 bar and Δ_p 1 bar
Flow rate 1	60 Nl/min
Flow rate measurement 2	flow rate at 6 bar and Δ_p 0.5 bar
Flow rate 2	35 Nl/min
Medium	filtered compressed air with or without lubrication. If lubricated, then continuous.
Operating pressure	0.5 - 10 bar
Operating pressure at 6 bar	8 N
Operating temperature	-10 to 60 °C
Valve body	aluminium
Sealant	NBR
Spring	stainless steel
Pushbutton	nickel-plated brass
Series	series VME
Individual components (RIEGLER Art No. / Manufacturer Art No.)	Way valve: 106388 / W3501001111 Adapter: 106443 / 0351000050 Actuation module: 106446 / W0351000030

RIEGLER & Co. KG
Schützenstraße 27
72574 Bad Urach
Tel. +49 7125 9497-642
technik@riegler.de

Subject to technical changes and errors reserved.
The proficiency testing is the responsibility of the user.
07.11.2026 The specified data do not represent legally guaranteed properties.

Commercial data

Customs tariff number	84818079
Country of origin	DE
eCl@ss 5.1.4	27291801
eCl@ss 9.0	27291390
UNSPSC_Code_v190501	40141603
UNSPSC_CodeDesc_v190501	Pneumatic valves

Material informations

REACH SVHC1 substance name	lead
CAS no. SVHC 1	7439-92-1
RoHS materials notice	RoHS compliant
REACH Info	contains SVHC substance

RIEGLER & Co. KG
Schützenstraße 27
72574 Bad Urach
Tel. +49 7125 9497-642
technik@riegler.de

Subject to technical changes and errors reserved.
The proficiency testing is the responsibility of the user.
07.11.2026 The specified data do not represent legally guaranteed properties.

MINIVALVES, MECHANICALLY AND HAND OPERATED SERIES VME

- Minivalves with 3/2 NO NC poppet,
- Installation in any position
- Push-in fittings for pipe Ø 4 mm and M5 on the valve body
- Low actuation force
- Rapid, accurate signal
- Mechanical actuation
- The 2 places adapter allows manual actuation of 1 or 2 VME valves with manual Ø 22 panel actuators. Thus it is possible to obtain 3/2, 5/2, 5/3 open centre and 5/3 pressure centre pneumatic functions.
- On request, it is possible to place a NC-NO electric switch next to VME valve for mixed solenoid/pneumatic signals.



TECHNICAL DATA

Valve fitting port		Push-in fitting for pipe diam. 4 and M5 (axial or side)
Fluid		Filtered air without lubrication; lubrication, if used, must be continuous
Type		With poppet
Versions		Mechanical and manual
Operators:		
• mechanical		With Plunger – Plunger for wall-mounting – Roller lever – Unidirectional roller lever
• manual		Depending on the type of actuation panel selected
Operating pressure	bar	0.5 to 10
Operating temperature range	°C	-10° to +60
Nominal diameter	mm	2.5
Conductance C	Nl/min · bar	16.5
Critical ratio b	bar/bar	0.03
Flow rate at 6 Bar ΔP 0.5 Bar	Nl/min	35
Flow rate at 6 Bar ΔP 1 Bar	Nl/min	60
Actuation force – Plunger at 6 Bar	N	8
Recommended lubricant		ISO and UNI FD22
Installation		In any position
Compatibility with oils		See **chapter Z1**

COMPONENTS

① VALVE BODY: Aluminium
② BUTTON: chemically nickel-plated brass
③ DISTANCE PLATES: Brass
④ GASKETS: NBR
⑤ PUSH-IN FITTING CARTRIDGES: stainless steel, brass and plastic
⑥ SPRINGS: stainless steel

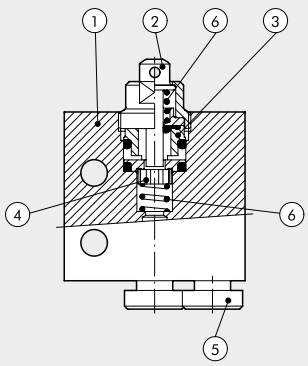

RIEGLER & Co. KG
Schützenstraße 27
72574 Bad Urach
Tel. +49 7125 9497-642
technik@riegler.de

Subject to technical changes and errors reserved.
The proficiency testing is the responsibility of the user.
07.11.2026 The specified data do not represent legally guaranteed properties.

PLUNGER 3/2 NO - AXIAL FITTINGS

Ø 4

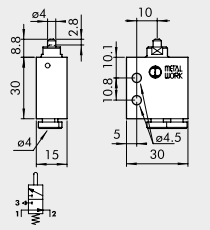

M5

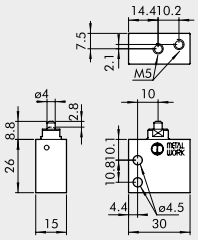

Code	Description	Weight [g]
W3501000101	VME1-10 NO Ø 4	42
W3501000110	VME1-16 NO M5	36

PLUNGER 3/2 NO - SIDE FITTINGS

Ø 4

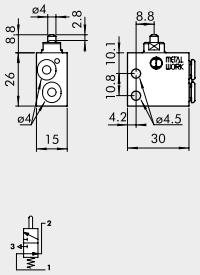

M5

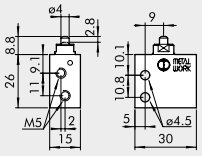

Code	Description	Weight [g]
W3501001100	VME2-00 NO Ø 4	34
W3501001110	VME2-10 NO M5	34

PLUNGER 3/2 NC - AXIAL FITTINGS

Ø 4

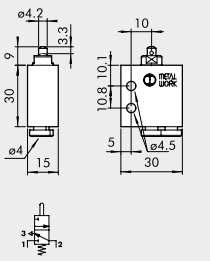

M5

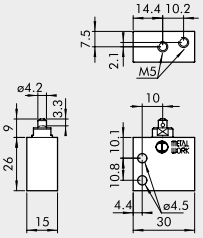

Code	Description	Weight [g]
W3501000100	VME1-01 NC Ø 4	42
W3501000111	VME1-11 NC M5	36

PLUNGER 3/2 NC - SIDE FITTINGS

Ø 4

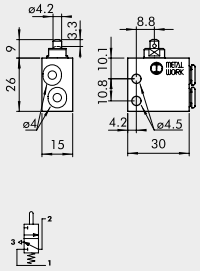

M5

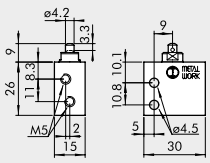

Code	Description	Weight [g]
W3501001101	VME2-01 NC Ø 4	34
W3501001111	VME2-11 NC M5	34

PLUNGER FOR WALL MOUNTING, 3/2 NC - AXIAL FITTINGS

Ø 4

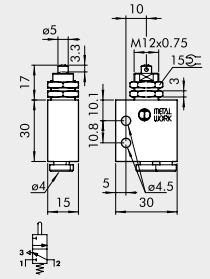

M5

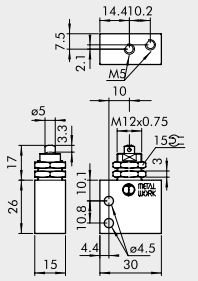

Code	Description	Weight [g]
W3501000400	VME1-04 NC Ø 4	54
W3501000411	VME1-14 NC M5	48

PLUNGER FOR WALL MOUNTING, 3/2 NC - SIDE FITTINGS

Ø 4

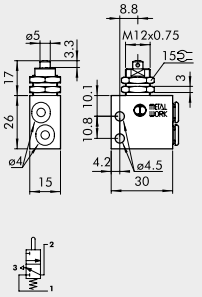

M5

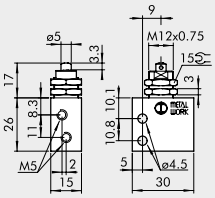

Code	Description	Weight [g]
W3501001401	VME2-04 NC Ø 4	46
W3501001411	VME2-14 NC M5	46

RIEGLER & Co. KG
Schützenstraße 27
72574 Bad Urach
Tel. +49 7125 9497-642
technik@riegler.de

Subject to technical changes and errors reserved.
The proficiency testing is the responsibility of the user.
07.11.2026 The specified data do not represent legally guaranteed properties.

UNIDIRECTIONAL ROLLER LEVER, 3/2 NC - AXIAL FITTINGS

Ø 4

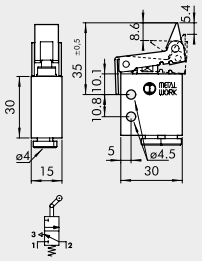

M5

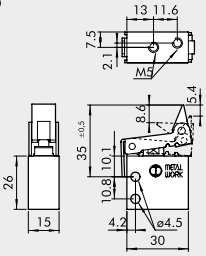

Code	Description	Weight [g]
W3501000300	VME1-03 NC Ø 4	60
W3501000311	VME1-13 NC M5	54

UNIDIRECTIONAL ROLLER LEVER, 3/2 NC - SIDE FITTINGS

Ø 4

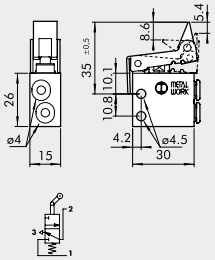

M5

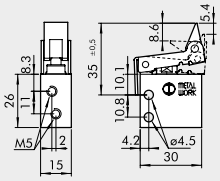

Code	Description	Weight [g]
W3501001301	VME2-03 NC Ø 4	52
W3501001311	VME2-13 NC M5	52

ROLLER LEVER, 3/2 NO - AXIAL FITTINGS

Ø 4

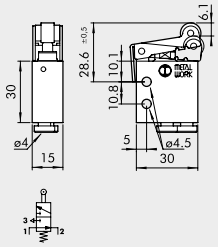

M5

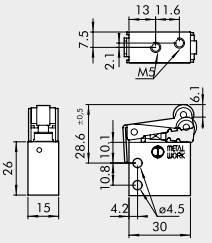

Code	Description	Weight [g]
W3501000201	VME1-05 NO Ø 4	58
W3501000210	VME1-15 NO M5	52

ROLLER LEVER, 3/2 NO - SIDE FITTINGS

Ø 4

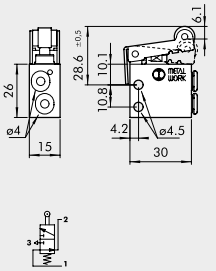

M5

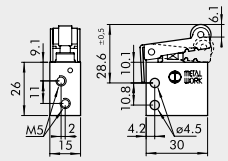

Code	Description	Weight [g]
W3501001200	VME2-05 NO Ø 4	50
W3501001210	VME2-15 NO M5	50

ROLLER LEVER, 3/2 NC - AXIAL FITTINGS

Ø 4

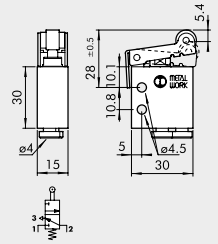

M5

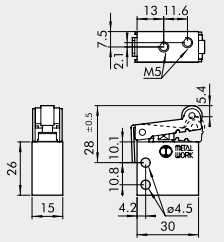

Code	Description	Weight [g]
W3501000200	VME1-02 NC Ø 4	56
W3501000211	VME1-12 NC M5	50

ROLLER LEVER, 3/2 NC - SIDE FITTINGS

Ø 4

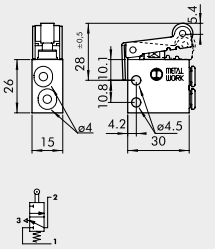

M5

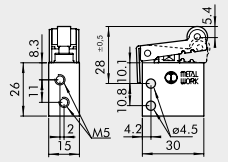

Code	Description	Weight [g]
W3501001201	VME2-02 NC Ø 4	52
W3501001211	VME2-12 NC M5	50

RIEGLER & Co. KG
Schützenstraße 27
72574 Bad Urach
Tel. +49 7125 9497-642
technik@riegler.de

Subject to technical changes and errors reserved.
The proficiency testing is the responsibility of the user.
07.11.2026 The specified data do not represent legally guaranteed properties.

MANUAL VME VALVES – ASSEMBLY DIAGRAM

NOTES:

- For 5/2 pneumatic operation, assemble a 3/2 NC plunger valve and a 3/2 NO one on the adapter.
- For 5/3 pneumatic operation with open centres, assemble two 3/2 NC plunger valves on the adapter.
- For 5/3 pneumatic operation with pressure centres, assemble two 3/2 NO plunger valves on the adapter.

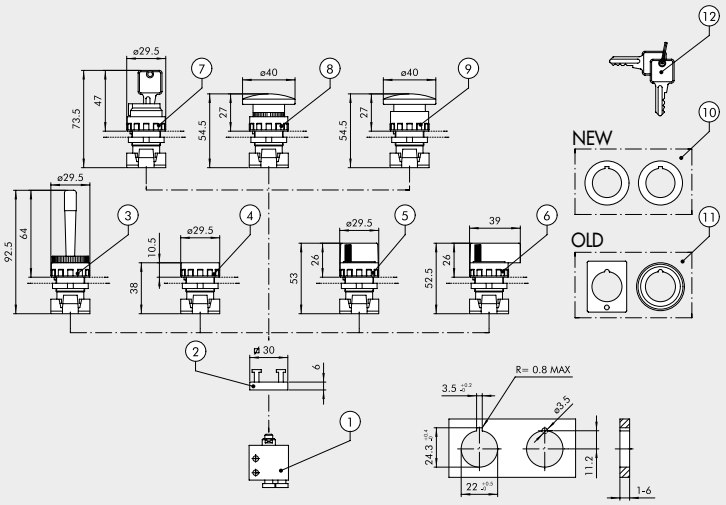

ORDERING CODES

Symbol	Reference	Code	Description	Weight [g]
	①	W3501000100	3/2 NC Axial fittings Ø 4	42
		W3501000111	3/2 NC Axial fittings M5	36
		W3501001101	3/2 NC Side fittings Ø 4	34
		W3501001111	3/2 NC Side fittings M5	34
	①	W3501000101	3/2 NO Axial fittings Ø 4	42
		W3501000110	3/2 NO Axial fittings M5	36
		W3501001100	3/2 NO Side fittings Ø 4	34
		W3501001110	3/2 NO Side fittings M5	34
	②	0351000050	2 places adaptor thickness 6.8 mm	5
	③	W0351000015	Red handler with horizontally pivoted lever	25
	④	W0351000011	Fat push button + 2 red/black coloured disks	15
			◆ Bistable fat push button without disk	
	⑤	W0351000030	Black selector short lever at 2 positions with return	20
		W0351000031	Black selector short lever at 2 positions	20
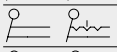	⑤	W0351000032	Black selector short lever at 3 positions with return	20
		W0351000033	Black selector short lever at 3 positions	20
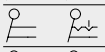	⑥	W0351000034	Black selector long lever at 2 positions with return	26
		W0351000035	Black selector long lever at 2 positions	26
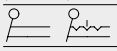	⑥	W0351000036	Black selector long lever at 3 positions with return	26
		W0351000037	Black selector long lever at 3 positions	26
	⑦	W0351000016	2 positions key selector with extractable key in 2 positions	50
		W0351000018	2 positions key selector with extractable key in 0	50
	⑧	W0351000013	Red mushroom-head push button Ø 40	27
		W0351000017	Black mushroom-head push button Ø 40	27
	⑨	W0351000014	Red mushroom-head push button with lock Ø 40	29
	⑩	W0351000049	✚ Reducer from 30 to 22.5 mm	
	⑪	W0351000050	▲ Adapter for bore Ø 30 G2326	
	⑫	W0351000021	✚ Key for ESC selectors	
		W0351000056	Green disk for push button ④	

◆ It can't be supplied. As working replaced by selector with bistable short lever at 2 positions ⑤.
✚ Usable only with technopolymer body selectors.
▲ Usable only with metal body selectors.

RIEGLER & Co. KG
Schützenstraße 27
72574 Bad Urach
Tel. +49 7125 9497-642
technik@riegler.de

Subject to technical changes and errors reserved.
The proficiency testing is the responsibility of the user.
07.11.2026 The specified data do not represent legally guaranteed properties.

Accessories

	Art. No.	Type No.
3/2-way valve, mechanical, tappet, panel-mounted, NC, G 1/8	106441	515.101
Push button with red and black discs, monostable	106444	DK-M
Short rotating lever, black, 3 positions, monostable	106448	KDH-3M
Short rotating lever, black, 2 positions, bistable	106447	KDH-2B
Short rotating lever, black, 3 positions, bistable	106449	KDH-3B
Long rotating lever, black, 2 positions, monostable	106450	LDH-2M
Long rotating lever, black, 3 positions, monostable	106452	LDH-3M
Long rotating lever, black, 2 positions, bistable	106451	LDH-2B
Long rotating lever, black, 3 positions, bistable	106453	LDH-3B
Manual lever, red, monostable	106445	HH-M
Lockable 2 position switch with key removal in all positions	106454	V2SS-JS
Lockable 2 position switch with key removal in home position	106455	V2SS-GS
Red palm button, monostable	106456	RPT-M
Red palm button with emergency locking	106457	RPT-NR
3/2-way miniature valve, Mechanical, Tappet, NO, Connection M5 (side), Operating pre. 0.5-10 bar, Operating temp. -10°C to 60°C	106386	511.122

Spareparts

	Art. No.	Type No.
3/2-way miniature valve, Mechanical, Tappet, NC, Connection M5, Operating pre. 0.5 - 10 bar, Operating temp. -10 °C to 60 °C	106388	511.132
Adapter max. 2 valves, required for mounting on basic valve	106443	A2V
Short rotating lever, black, 2 positions, monostable	106446	KDH-2M

RIEGLER & Co. KG
Schützenstraße 27
72574 Bad Urach
Tel. +49 7125 9497-642
technik@riegler.de

Subject to technical changes and errors reserved.
The proficiency testing is the responsibility of the user.
07.11.2026 The specified data do not represent legally guaranteed properties.