













WANT TO MAKE FIRM CONNECTIONS?



PUSH IN FITTINGS. YOUR DECISION GUIDANCE.

Series	Characteristics/ feature	Area of application	Thread	Hose outer-Ø [mm]	Operating pressure range	Temperature range	Media	Housing material	Material seal	Material sleeve	Approvals/ conformities	Recommended hose/ tube material
 »Blue Series«, mini	Easy release and mating behavior, space saving → for cramped installation conditions	Compressed air systems, automation technology automotive and packaging industry, vacuum	M3, M5, M6, M7 M8x0.75, M10x1.0, M12x1.0 G 1/8" R 1/8"	3, 4, 6	–0.95 to 10 bar	0 °C to 60 °C	Compressed air	Plastic or brass nickel plated	NBR	Plastic	–	PU, PA (nylon)
 »Blue Series«	Easy release and mating behavior, very large variety	Compressed air systems, automation technology automotive and packaging industry, vacuum	M5 M12x1.0, M14x1.0, M16x1.0, M20x1.0, M22x1.0, M27x1.0 M14x1.25, M16x1.5, M20x1.5, M24x2.0 G 1/8", G 1/4", G 3/8", G 1/2" R 1/8", R 1/4", R 3/8", R 1/2"	3, 4, 6, 8, 10, 12, 14, 16	–0.95 to 10 bar* ¹	–20 °C to 80 °C* ²	Compressed air	Plastic or brass nickel plated	NBR	Plastic	–	PU, PA (nylon)
 Stop valves »Blue Series«	Easy release and mating behavior	Compressed air systems	M5 M12x1.0, M14x1.5, M16x1.5, M20x1.5, M22x1.0 G 1/8", G 1/4", G 3/8", G 1/2" R 1/8", R 1/4", R 3/8", R 1/2"	4, 6, 8, 10, 12	0 to 10 bar	0 °C to 60 °C	Compressed air	Plastic or brass nickel plated	NBR	Plastic	–	PU, PA (nylon)
 Non-return valves »Blue Series«	Easy release and mating behavior	Compressed air systems	M5 G 1/8", G 1/4", G 3/8", G 1/2" R 1/8", R 1/4", R 3/8", R 1/2"	4, 6, 8, 10, 12	0 to 10 bar (opening pressure 0.2 bar)	0 °C to 60 °C	Compressed air	Brass nickel plated	NBR	Plastic	–	PU, PA (nylon)
 »value line«	Inexpensive variant	Compressed air systems, vacuum	M5 M10x1.0, M14x1.0, M16x1.0, M17x1.0 G 1/8", G 1/4", G 3/8", G 1/2" R 1/8", R 1/4"	4, 6, 8, 10, 12	–0.98 to 16 bar	–20 °C to 80 °C	Compressed air	Brass nickel plated	NBR	Plastic (hostaform)	–	PU, PA
 »click clock«	Increased stability, large variety	Compressed air systems, vacuum	M3, M5, M7 M8x0.75, M11x1.0, M13x1.0, M14x1.0, M15x1.0, M17x1.0, M20x1.0, M24x1.0 G 1/8", G 1/4", G 3/8", G 1/2" R 1/8", R 1/4", R 3/8", R 1/2"	3, 4, 5, 6, 8, 10, 12, 14	–0.99 to 16 bar	–20 °C to 80 °C	Compressed air	Brass nickel plated	NBR	Plastic (hostaform) Hose outer-Ø 3 mm: brass nickel plated	–	PU, PA
 »universal short«	Combinable with BSPP, BSPT, NPT, NPTF, PT, PF	Compressed air systems, robotics, textile, packaging and automotive industry, vacuum	R 1/8", R 1/4", R 3/8", R 1/2"	6, 8, 10	–0.99 to 20 bar	–20 °C to 80 °C	Compressed air Wasser	Brass nickel plated	NBR	Plastic (POM)	–	PU, PA, PTFE
 »metallica«	Resistant at high temperatures due to FKM seal	Compressed air systems, welding technology, vacuum	M5 M10x1.0, M14x1.0, M16x1.0, M17x1.0, M20x1.0, M22x1.0, M28x1.5 G 1/8", G 1/4", G 3/8", G 1/2" R 1/8", R 1/4", R 3/8", R 1/2"	4, 5, 6, 8, 10, 12, 14, 16	–0.98 to 16 bar	–20 °C to 150 °C	Compressed air	Brass nickel plated	FPM/FKM	Brass nickel plated	–	PU, PA
 Stainless steel type 8xx ES	High corrosion and high temperature resistance, increased stability	Compressed air systems, chemical and food, pharmaceutical, packaging industry, printing, maritime, vacuum	M5 M11x0.75, M14x1.0, M16x1.0, M18x1.0, M22x1.5, M24x1.5, M26x1.5 G 1/8", G 1/4", G 3/8", G 1/2" R 1/8", R 1/4", R 3/8", R 1/2"	4, 6, 8, 10, 12, 14, 16	–0.98 to 20 bar	–20 °C to 150 °C	Compressed air, corrosive media (as far as compatible with the material)	Stainless steel 1.4404	FPM/FKM	Stainless steel 1.4404	–	PU, PA, PTFE, PVDF
 »NonPlusUltra«	FDA-compliant, high acid and corrosion resistance, flow-optimized, particularly smooth surface (Ra < 0.8), dirt-resistant, easy to clean, sterilizable, also suitable for pipes, colored ceramic coding on request	Process engineering, foods, pharmaceuticals, medical, chemicals, and automotive industries, water cooling, and lubrication, cleanroom (suitable cleaning is the responsibility of the user), cleanroom-compatible ex works on request, drinking water (drinking water approval on request)	M5, M10 G 1/8", G 1/4", G 3/8", G 1/2", G 3/4"	4, 6, 8, 10, 12, 14, 16, 20	Pneumatics: –0.99 to 16/25 bar Lubrication: max. 40/80/150 bar (depending on Ø)	–20 °C to 150 °C	Compressed air, neutral gases, liquids, oil, grease	Stainless steel 1.4404	FPM/FKM (FDA-compliant) EPDM with drinking water approval on request	Stainless steel 1.4404	FDA Drinking water approval on request Cleanroom-compatible ex works (cleanroom class 3) on request	PU, PA, PE, PTFE, FEP, stainless-steel pipes
 »speedfit«	Low weight, resistant to many chemicals	Compressed air systems, water distribution, automotive and food industry, vacuum	G 1/8", G 1/4", G 3/8", G 1/2", G 3/4", G 1"	4, 5, 6, 8, 10, 12, 15, 18, 22, 28	–0.95 to 10 bar (10–28 mm) –0.95 to 16 bar (4–8 mm)	–20 °C to 65 °C (air) 1 °C to 65 °C (water)	Compressed air, fluids	Plastic	NBR	Plastic (POM)	DVGW, KTW, FDA, NSF	PE, PA (nylon), powder coated aluminium pipes, copper and other soft metal pipes
 »sharkbite«	Tamper-proof, large pipe diameters	Compressed air systems, water distribution, automotive industry, vacuum	G 1/2", G 3/4", G 1 1/4", G 1 1/2", G 2" R 1/2", R 3/4", R 1", R 1 1/4", R 1 1/2", R 2"	15, 22, 28, 35, 42, 54	–0.95 to 20 bar	–20 °C to 65 °C	Compressed air, fluids	Brass	NBR/ nitrile	Plastic (acetal or PPSU)	–	PE, PA (nylon), powder coated aluminium pipes, copper and other soft metal pipes

*¹ Operating pressure max. for a short time: 15 bar. Exceptions: blocking valve 1.5 to 10 bar

*² Exception: throttle check valves type 297.XXX, 298.XXX, 299.XXX, 187.XXX und 185.XXX: 0 °C to 60 °C
Manual operated quick exhaust valves angled type 281.XXX: –10 °C to 80 °C

All information is intended as a decision support and is to be understood as non-binding guide values. The suitability test for use with alternative specifications is the responsibility of the user. For a selection not confirmed in writing, RIEGLER & Co. KG accepts no liability.

The recommended hose Ø, the recommended RIEGLER hose type no. and the permissible hose tolerances can be found in the RIEGLER assembly instructions for push in fittings in the RIEGLER Online Shop. The recommended and maximum tightening torques of the push in fittings are available on request.